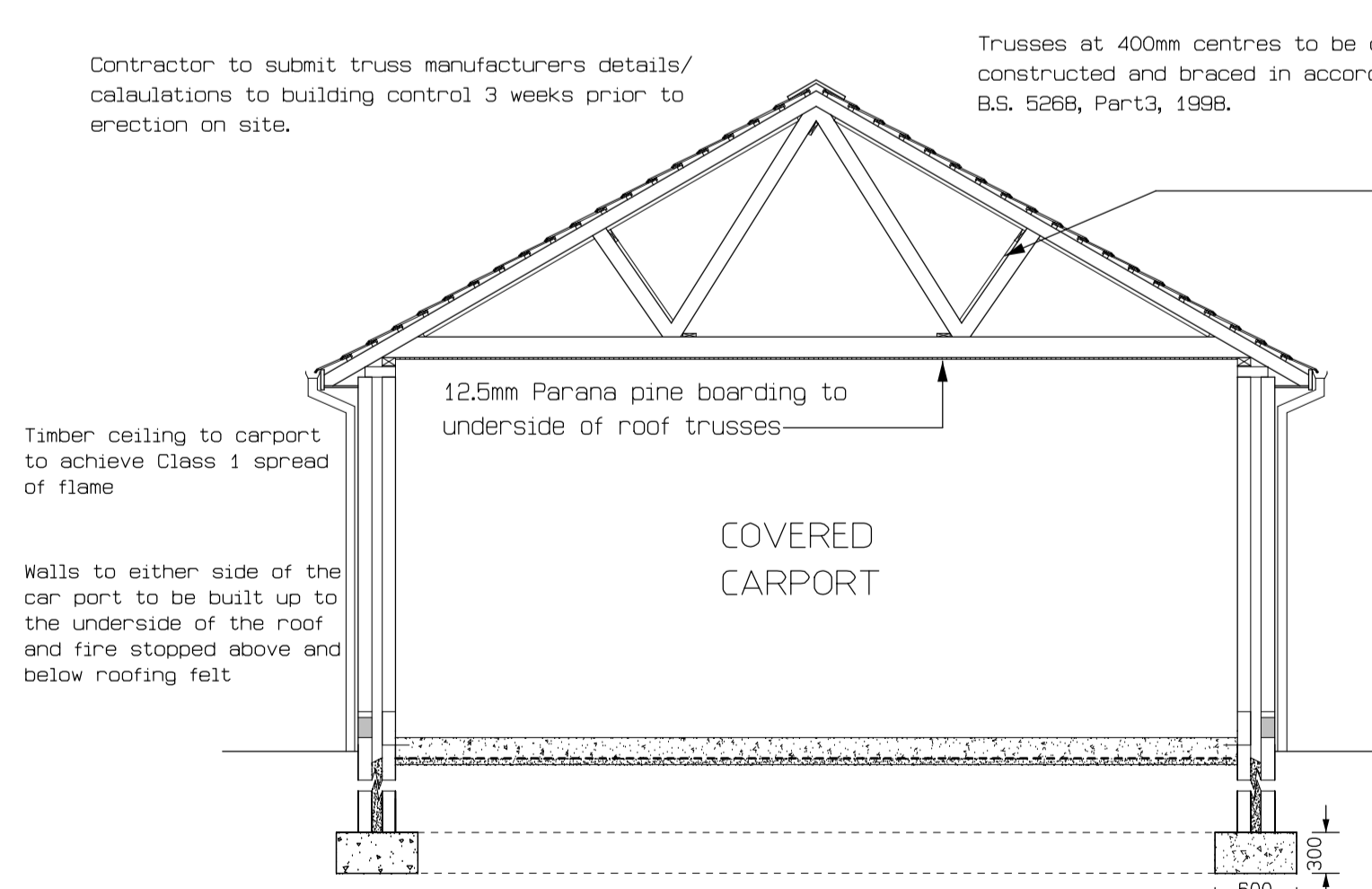


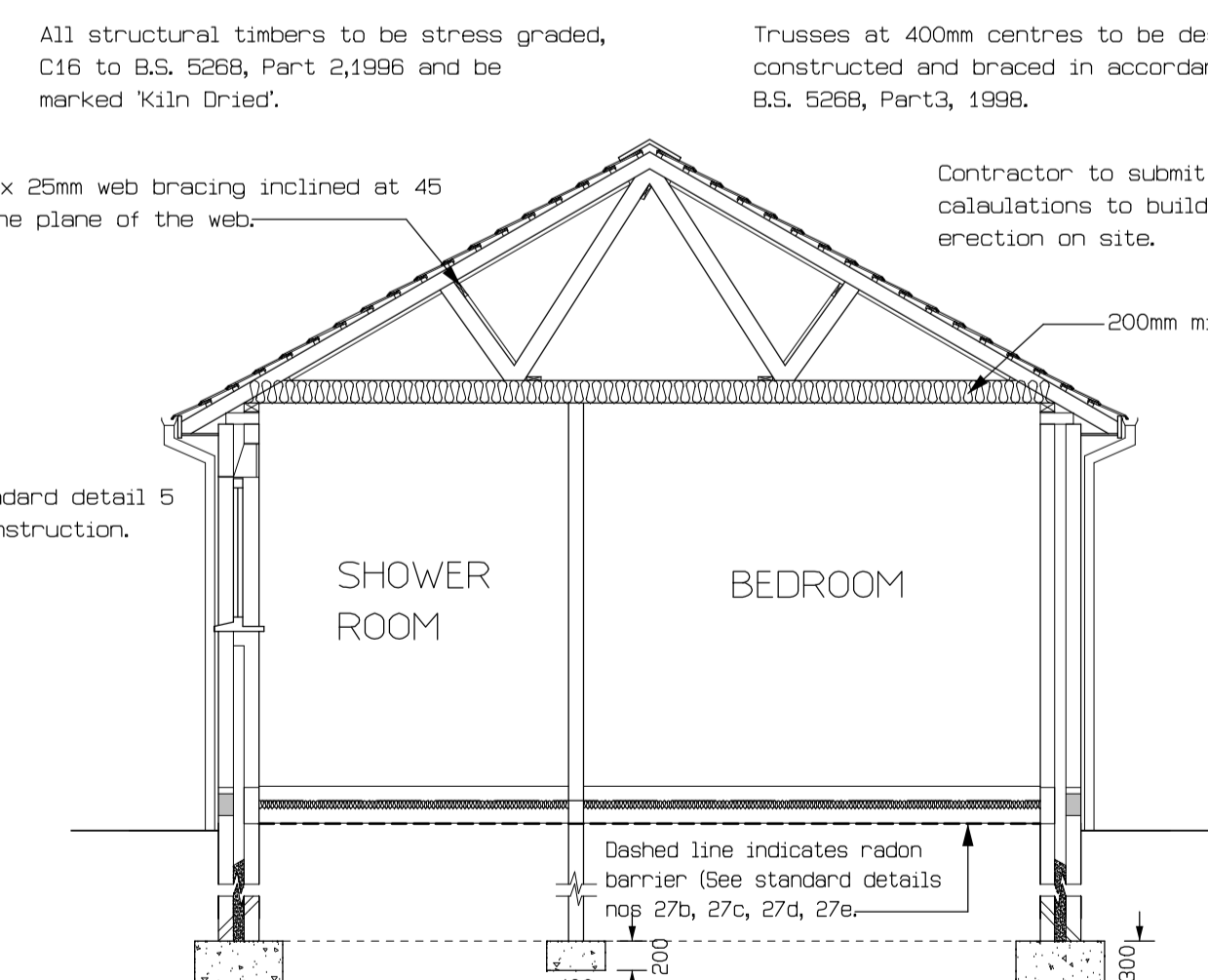
NORTH ELEVATION



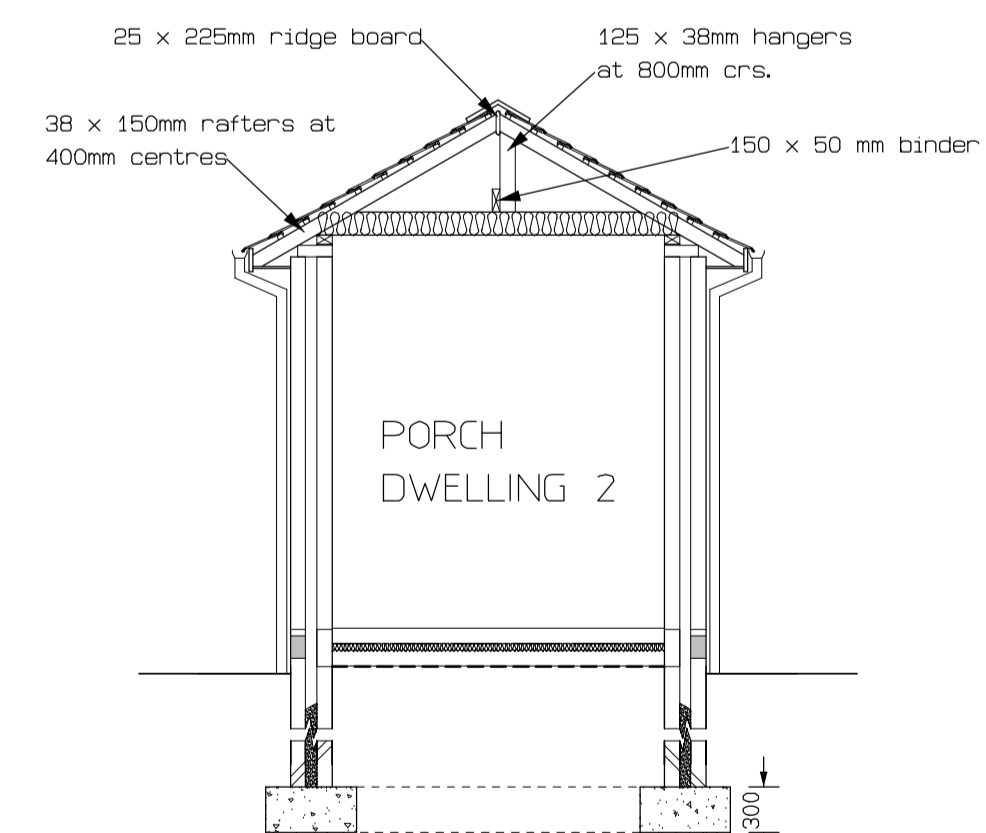
SOUTH ELEVATION



SECTION B-B



SECTION C-C



SECTION D-D

All foundations to be taken down to a firm bearing strata 760mm min below finished ground level. These foundations have been designed to be adequate if bearing on the subsoil type 111 or better as defined in table 51 of technical booklet D to the Building Regulations NI 1994. If subsoil of this type is not found at normal depths an alternative foundation design will be required and the contractor will be responsible for reporting same.

DRAINAGE

Provide white coloured 125mm ogee seamless aluminium gutters and 63mm dia pvc downpipes around dwelling and garage to vertical back inlet gully traps (v.b.i.g.t.) Provide 100mm diameter p.v.c. storm drains laid at a 1:40 fall to stone filled soakaways. Provide 100mm diameter p.v.c. foul drains laid at 1:40 fall and bedded in pea gravel. Any drainage pipes under building to be surrounded by 100mm minimum pea gravel. Any drainage pipes that have less than 600mm depth of cover to be surrounded as detailed on plans. All drains to be 450mm minimum below ground level. Fit r.c. lintels over drainage pipes passing through walls. Foul drainage to be piped to new septic tank where indicated on block plan which shall be built in accordance with Public Health Authority requirements and standard detail, have 2.73 cubic metres capacity and be positioned 15m away from dwelling. All drainage pipes to be to B.S. 4660 quality. Build new manholes where indicated and provide heavy duty, galvanised iron, airtight covers to B.S. quality. Manholes to be built in blockwork on 150mm concrete slab and be plastered and benched internally. Fit step irons to manholes if over 1.0m deep. Provide new 100mm diameter p.v.c. vent pipe where shown, terminating at roof level. Provide rodding access points at all changes in direction of waste pipes.

21/08/06 AMENDED TO COMPLY WITH BUILDING CONTROL REQUIREMENTS

DRAWING TITLE	N & S ELEVATIONS/SECTIONS		
PROJECT	PROPOSED SINGLE STOREY, SEMI DETACHED DWELLINGS, INCORPORATING UNIT OF ACCOMMODATION FOR DISABLED PERSON AND SEPARATE UNIT FOR CARER WITH DOMESTIC GARAGE AND DOMESTIC STABLES AT SITE 40M NORTH OF 77 BOTERA ROAD, OMAGH		
CLIENT	MR GARRY KELLY.		
DRAWING NUMBER	K-124-05	DRAWN BY: S.K.	CHECKED BY:
		DATE: FEB '06	SCALE: 1:50
<p>THE CHARTERED INSTITUTE OF BUILDING</p>		<p>McCormick Design</p> <p>ARCHITECTURAL CONSULTANTS & PLANNING SUPERVISORS 1, OMAGH ROAD, NEWTOWNSTEWART, CO. TYRONE BT78 4AR Telephone: 028 8166 1835 / 07774114602 Fax No. 8166 2595 E-Mail: mccormickdesign1@aol.com L.C.J. McCormick, MASI MFICIS MCIOB</p>	